

Bee County, Texas

SCHEDULE OF INVESTMENT ACTIVITY

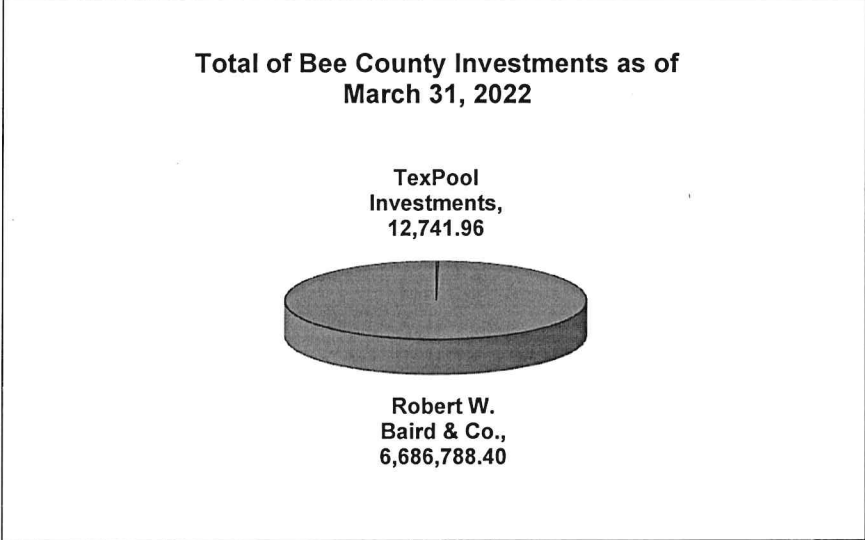

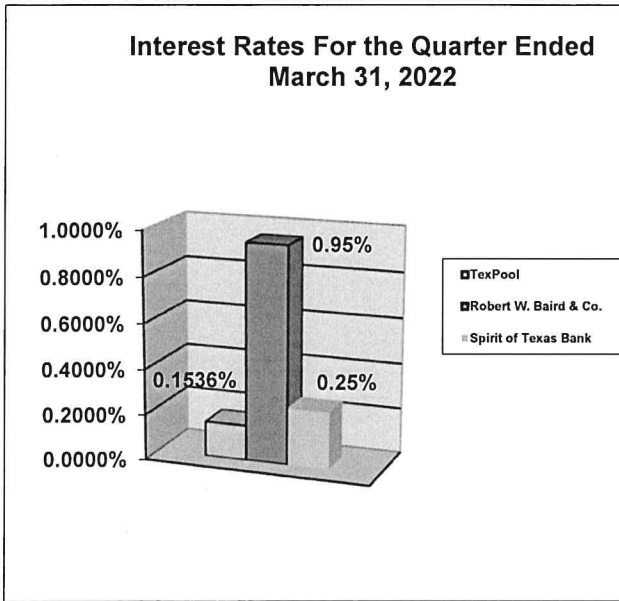
For The Quarter Ending March 31, 2022

Prepared By:
County Auditor's Office

A handwritten signature in black ink, appearing to be 'VAC', located to the right of the text 'Prepared By: County Auditor's Office'.

Bee County, Texas
Schedule of Investment Activity Combined
For the Quarter Ended March 31, 2022

Investments	Balance 12/31/2021	Deposits	Withdrawals	Interest	Balance 3/31/2022
TexPool Investments	12,739.45 ✓	0.00	0.00	2.51 ✓	12,741.96 ✓
Robert W. Baird & Co.	6,671,185.06	0.00	3,335.59 ✓	18,938.93 ✓	6,686,788.40 ✓
TOTALS	6,683,924.51	0.00	3,335.59	18,941.44	6,699,530.36



April A. Cantu, Bee County Auditor

Bee County, Texas
Schedule of Investment Activity Combined
For the Quarter Ended March 31, 2022

MONTHLY BALANCES	March 31, 2022
TexPool Investments	12,741.96
Robert W. Baird & Co.	6,671,185.06
Total Monthly Balance	6,683,927.02


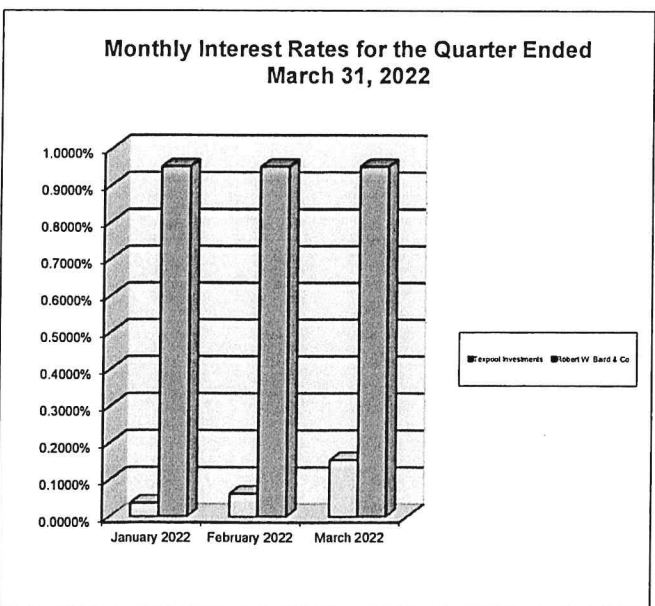
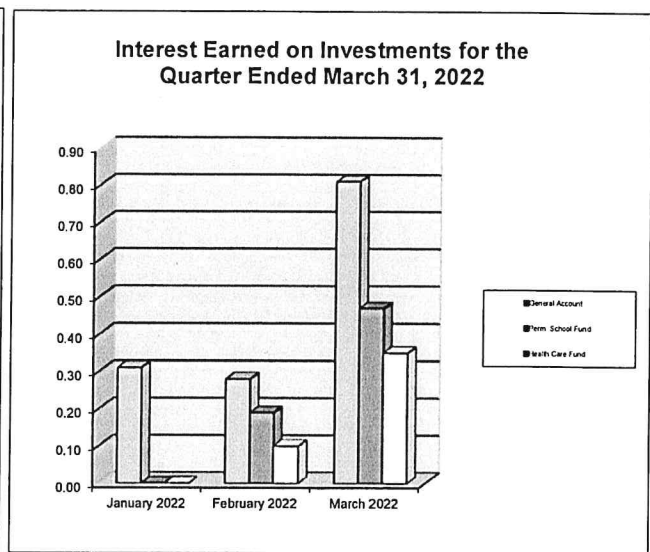
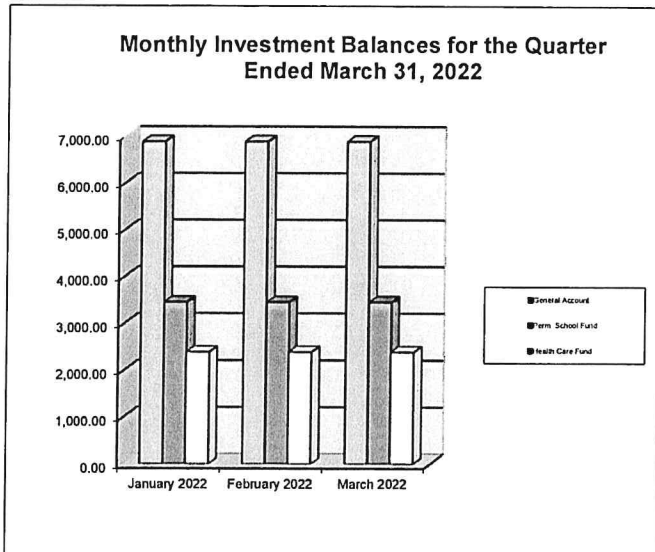
6,686,788.40

INTEREST EARNED	March 31, 2022
TexPool Investments	2.51
Robert W. Baird & Co.	18,938.93
Robert W. Baird & Co. Prof. Services	-3,335.59
Robert W. Baird & Co. Cost Rpt. & Other Exp.	0.00
Total Monthly Balance	15,605.85

INTEREST RATES	March 31, 2022
TexPool Investments	0.1536%
Robert W. Baird & Co.	0.95%
Spirit of Texas Bank	0.25%

Bee County, Texas
Schedule of Investment Activity Texpool
For the Quarter Ended March 31, 2022

Texpool Investments	Balance 12/31/2021	Deposits	Withdrawals	Interest	Balance 3/31/2022
1. 012 General Account	6,892.30	0.00	0.00	1.40	6,893.70
2. 080 Perm. School Fund	3,455.12	0.00	0.00	0.66	3,455.78
3. 023 & 083 Health Care I & II	2,392.03	0.00	0.00	0.45	2,392.48
TOTALS	12,739.45	0.00	0.00	2.51	12,741.96



April A. Cantu
 April A. Cantu, Bee County Auditor

Bee County, Texas
Schedule of Investment Activity Texpool
For the Quarter Ended March 31, 2022

MONTHLY BALANCES	January 2022	February 2022	March 2022
012 General Account	6,892.61	6,892.89	6,892.70
080 Permanent School Fund	3,455.12	3,455.31	3,455.78
023 & 083 Health Care Fund I & II	2,392.03	2,392.13	2,392.48
Total Monthly Balance	12,739.76	12,740.33	12,740.96

12,741.96

INTEREST EARNED	January 2022	February 2022	March 2022
012 General Account	0.31	0.28	0.81
080 Permanent School Fund	0.00	0.19	0.47
023 & 083 Health Care Fund I & II	0.00	0.10	0.35
Total Monthly Balance	0.31	0.57	1.63

✓

INTEREST RATES	January 2022	February 2022	March 2022
TexPool Investments	0.0376%	0.0632%	0.1536%
Robert W. Baird & Co.	0.95%	0.95%	0.95%

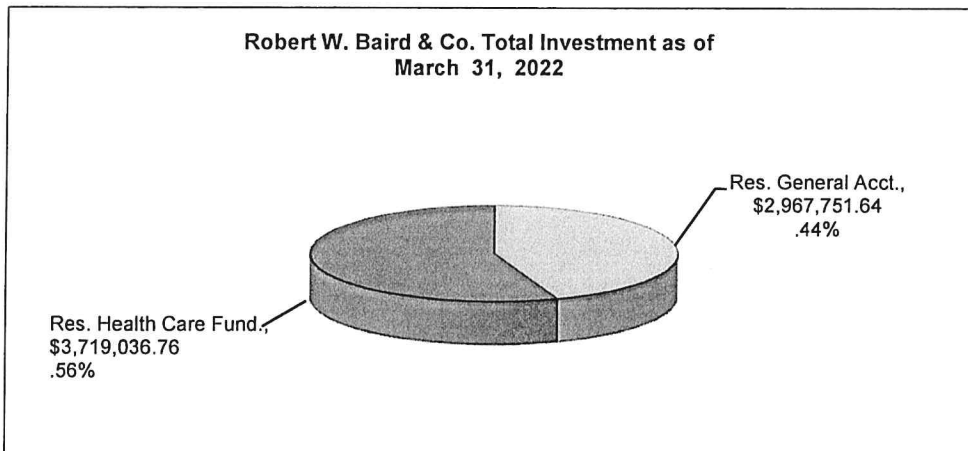
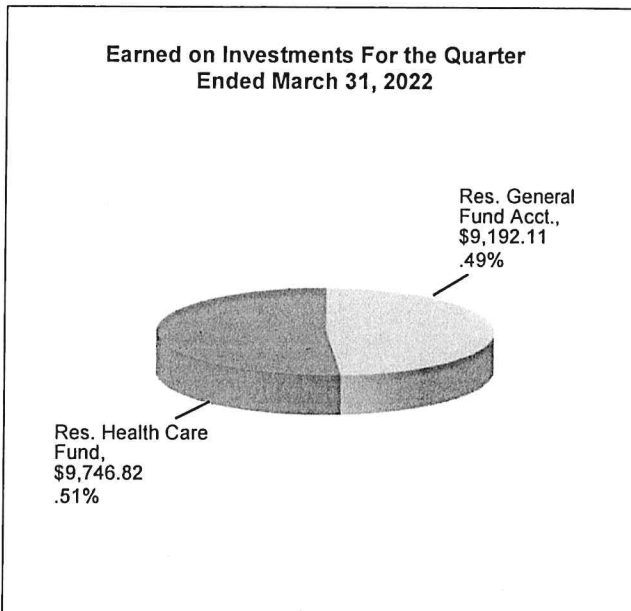
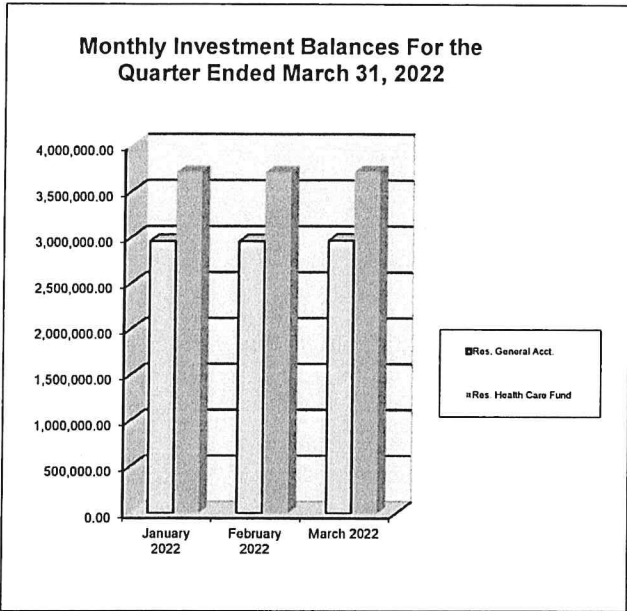
GENERAL ACCT INVESTMENTS	January 2022	February 2022	March 2022
General Fund 012	3,564.90	3,565.04	3,564.46
Road & Bridge Fund 020	3,327.71	3,327.85	3,328.24
TOTAL GENERAL ACCOUNT INV.	6,892.61	6,892.89	6,892.70

3565.04
3327.85

6892.89

Bee County, Texas
Schedule of Investment Activity Robert W. Baird & Co.
For the Quarter Ended March 31, 2022

Robert W. Baird & Co. Investments	Balance 12/31/2021	Deposits	Withdrawals	Interest	Balance 3/31/2022
012 Reserve General Account	2,960,039.55	0.00	1,480.02	9,192.11	2,967,751.64
023 Reserve Health Care Fund	3,711,145.51	0.00	1,855.57	9,746.82	3,719,036.76
TOTALS	6,671,185.06	0.00	3,335.59	18,938.93	6,686,788.40



April A. Cantu
 April A. Cantu, Bee County Auditor

BEE COUNTY
 DISTRIBUTION OF CONSOLIDATED ACCOUNT INTEREST (ROBERT W. BAIRD & CO.)
 FOR THE QUARTER ENDING MARCH 31, 2022

	12/31/21	03/31/22	AVERAGE	% OF	03/31/22	FINAL
	INVESTMENT	INVESTMENT	BALANCE	TOTAL	INVESTMENT	BALANCE
	G/L BALANCE	G/L BALANCE			INTEREST	@ 03/31/22
<u>INTEREST EARNED</u>				100.00%	9,192.11	
<u>FUND # NAME</u>						
012 GENERAL FUND	2,960,039.55	2,960,039.55	2,960,039.55	100.00%	9,192.11	2,969,231.66
CONSOLIDATED ACCT. TOTALS	2,960,039.55	2,960,039.55	2,960,039.55	100.00%	9,192.11	2,969,231.66
<u>INTEREST EARNED minus Admin Fees</u>				100.00%	9,746.82	
023 HEALTH CARE FUND	3,711,145.51	3,711,145.51	3,711,145.51	100.00%	9,746.82	3,720,892.33
	3,711,145.51	3,711,145.51	3,711,145.51	100.00%	9,746.82	3,720,892.33
<u>TOTAL ROBERT W BAIRD & CO. TRUST INVESTMENT</u>	<u>6,671,185.06</u>	<u>6,671,185.06</u>	<u>6,671,185.06</u>	<u>100.00%</u>	<u>18,938.93</u>	<u>6,690,123.99</u>

* Forced for rounding

(a) Prior to posting current month interest

Notes:

- Interest based on funds' percentage of average balance in investment account
- Average balance = (Beginning Balance + Ending Balance)/2
- Permanent School Fund is a separate account.
- Health Care Fund is a separate account
- Construction Acct Fund is a separate account

6,690,123.99 +
 1,480.02 -
 1,855.57 -
 6,690,123.99 +

BEE COUNTY
DISTRIBUTION OF CONSOLIDATED ACCOUNT INTEREST (TEXPOOL)
FOR THE MONTH OF FEBRUARY 2022

INTEREST RATE 0.0376%

	FINAL BALANCE 12/31/21	12/31/21 INVESTMENT G/L BALANCE	AVERAGE BALANCE	% OF TOTAL	1/31/22 INVESTMENT INTEREST	FINAL BALANCE @ 1/31/22
GENERAL ACCOUNT INTEREST EARNED =====>				100.00%	0.31	
FUND NAME						
12 GENERAL FUND	3,564.74	3,564.74	3,564.74	51.72%	0.16	3,564.90
20 ROAD & BRIDGE FUND	3,327.56	3,327.56	3,327.56	48.28%	0.15	3,327.71
CONSOLIDATED ACCT. TOTALS	6,892.30	6,892.30	6,892.30	100.00%	0.31	6,892.61
HEALTH CARE FUNDS INTEREST EARNED =====>				100.00%	0.00	
23 HEALTH CARE FUND	341.01	341.01	341.01	14.26%	0.00	341.01
83 HEALTH CARE FUND II	2,051.02	2,051.02	2,051.02	85.74%	0.00	2,051.02
HEALTH CARE ACCT TOTALS	2,392.03	2,392.03	2,392.03	100.00%	0.00	2,392.03
80 PERMANENT SCHOOL FUND	3,455.12	3,455.12	3,455.12	100.00%	0.00	3,455.12
PERMANENT SCHOOL FUND TOTAL	3,455.12	3,455.12	3,455.12	100.00%	0.00	3,455.12
TOTAL COUNTY TEXPOOL INVESTMENT	12,739.45	12,739.45	12,739.45	100.00%	0.31	12,739.76

* Forced for rounding

a) Prior to posting current month interest

3,455.12 +
 3,327.71 +
 3,956.93 = 10,739.76

Notes:
 Interest based on funds' percentage of average balance in investment account.
 Average balance = (Beginning Balance + Ending Balance)/2
 Construction Account, Health Care Fund & Permanent School Fund are separate accounts.

BEE COUNTY
DISTRIBUTION OF CONSOLIDATED ACCOUNT INTEREST (TEXPOOL)
FOR THE MONTH OF MARCH 2022
INTEREST RATE 0.0632%

	FINAL BALANCE 1/31/22	1/31/22 INVESTMENT G/L BALANCE	AVERAGE BALANCE	% OF TOTAL	2/28/22 INVESTMENT INTEREST	FINAL BALANCE @ 2/28/22
GENERAL ACCOUNT INTEREST EARNED =====>				100.00%	0.28	
FUND NAME						
12 GENERAL FUND	3,564.90	3,564.90	3,564.90	51.72%	0.14	3,565.04
20 ROAD & BRIDGE FUND	3,327.71	3,327.71	3,327.71	48.28%	0.14	3,327.85
CONSOLIDATED ACCT. TOTALS	6,892.61	6,892.61	6,892.61	100.00%	0.28	6,892.89
HEALTH CARE FUNDS INTEREST EARNED =====>				100.00%	0.10	
23 HEALTH CARE FUND	341.01	341.01	341.01	14.26%	0.01	341.02
83 HEALTH CARE FUND II	2,051.02	2,051.02	2,051.02	85.74%	0.09	2,051.11
HEALTH CARE ACCT TOTALS	2,392.03	2,392.03	2,392.03	100.00%	0.10	2,392.13
80 PERMANENT SCHOOL FUND	3,455.12	3,455.12	3,455.12	100.00%	0.19	3,455.31
PERMANENT SCHOOL FUND TOTAL	3,455.12	3,455.12	3,455.12	100.00%	0.19	3,455.31
TOTAL COUNTY TEXPOOL INVESTMENT	12,739.76	12,739.76	12,739.76	100.00%	0.57	12,740.33

* Forced for rounding

(a) Prior to posting current month interest

Notes:

Interest based on funds' percentage of average balance in investment account.

Average balance = (Beginning Balance + Ending Balance)/2

Construction Account, Health Care Fund & Permanent School Fund are separate accounts.

0-16 +
0-17 +
0-23 +

